

Feedback on College Infrastructure

A Feedback was taken by the IQAC from students about the college infrastructure. Presented here are some findings of the feedback taken. The responses have been recorded as SD- Strongly disagree, D- Disagree, N- Neutral, A- Agree, SA- Strongly Agree.

Figure 1 shows that 46% and 48 % students are strongly agree & agree respectively that classrooms are clean and well maintained. About 4% students are neutral & 2% students are disagree.

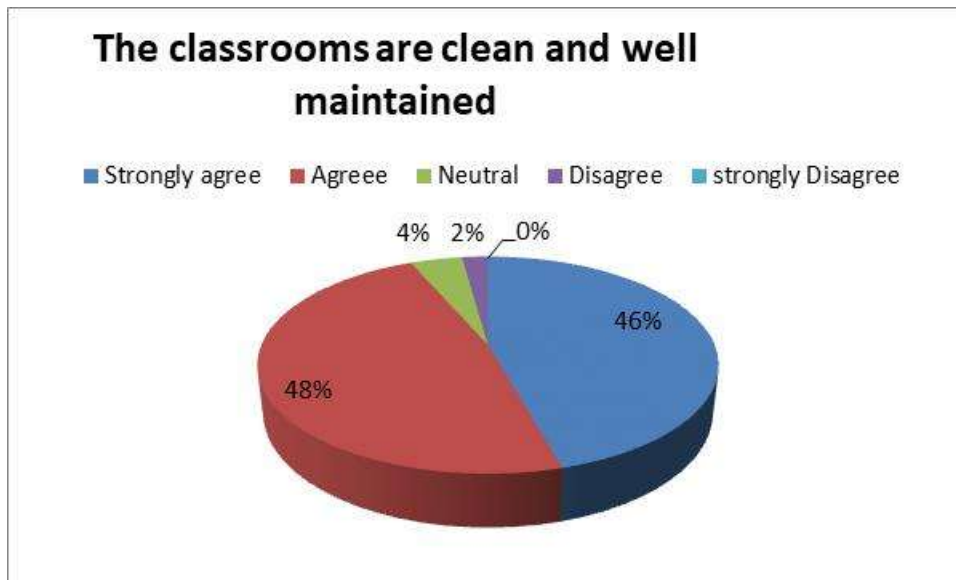


Fig 1: Students feedback on classrooms

Figure 2 depicts that how students perceived about availability of adequate number of classrooms in the college. Around 37% and 50% were strongly agreed and agreed, respectively about this aspect but 13% students are neutral .

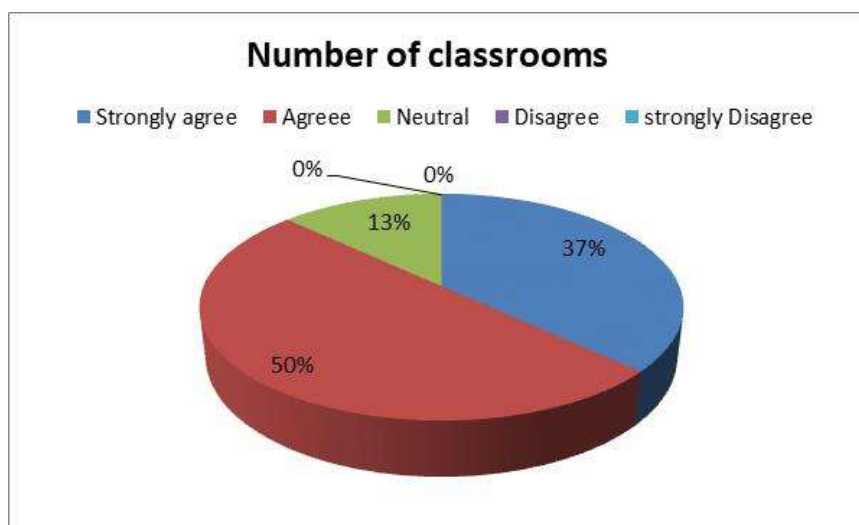


Fig 2: Students feedback on availability of adequate number of classrooms

Figure 3 reveals that 33% students were strongly Agreed & 54 % students were agreed about that there are adequate number of laboratories available. Only 9% students were neutral & 4% students were not agreed about this.

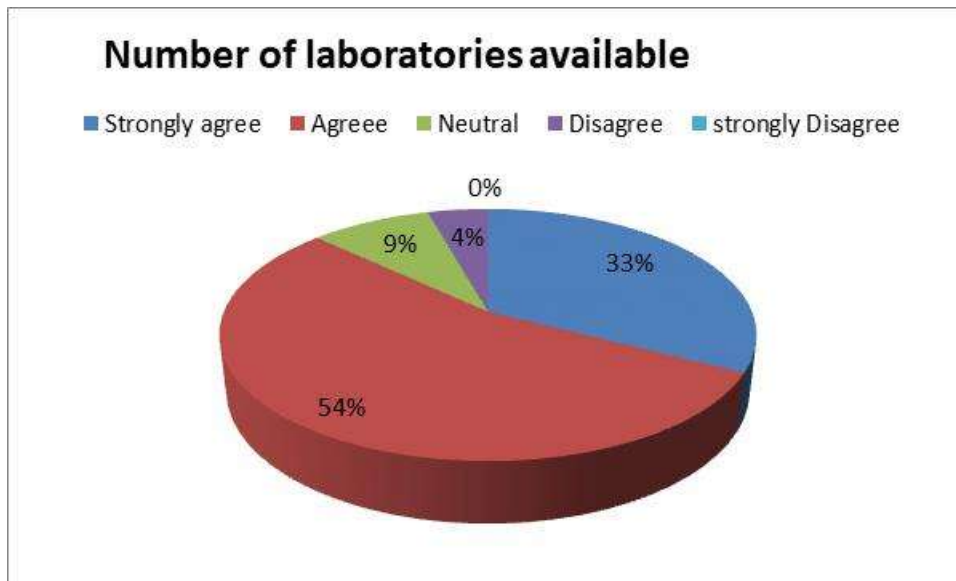


Fig 3: Students feedback on number of laboratories available.

Figure 4 depicts that 31% students were strongly agreed & 61 % students were agreed about that the equipments in the labs are in working condition. Around 4% students were neutral & 4% students are disagreed about this fact.

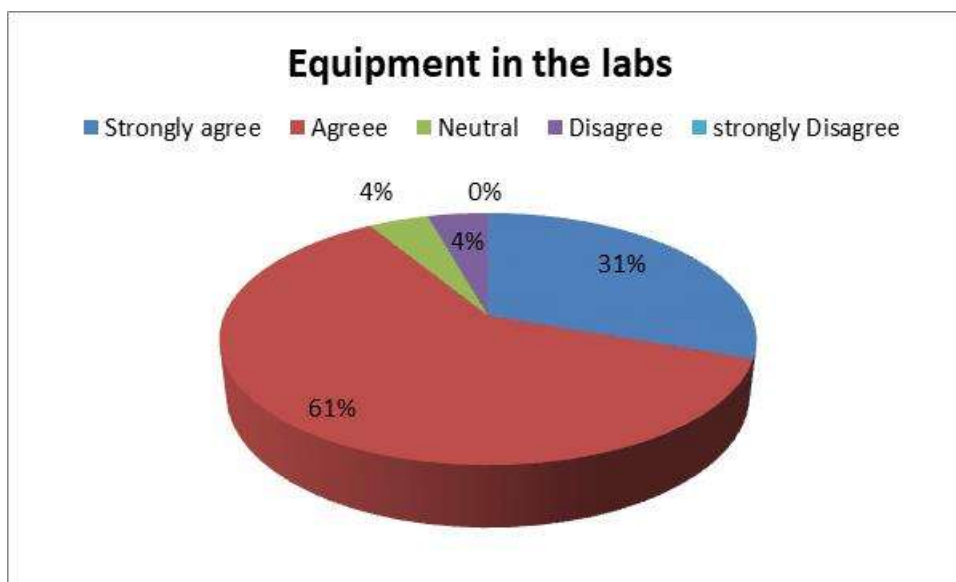


Fig 4: Students feedback on equipment in the labs is in working condition

Figure 5 shows that 28% students are strongly agree about the fact that seating capacity in the library is satisfactory. Around 55% students are agree,13% & 4% students are neutral and disagree respectively.

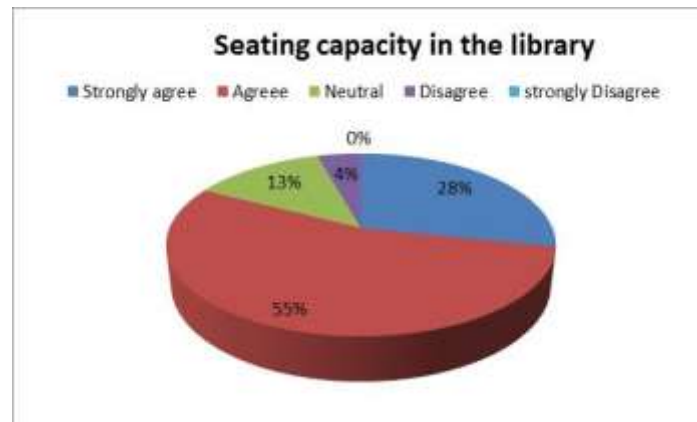


Fig 5: Students feedback on the seating capacity in the library is satisfactory

Figure 6 depicts that 37% & 57% students were strongly agreed and agreed, respectively about the fact that the prescribed books/reading materials are available in the library/department. Only 4% students were given neutral response & 2% students were not agreed about this aspect.

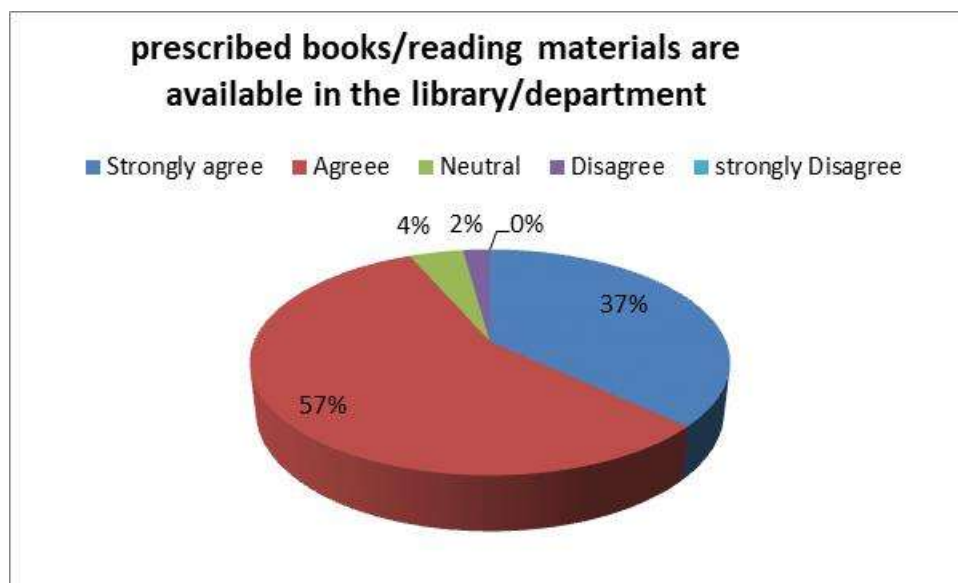


Fig6: Students feedback on the prescribed books/reading materials is available in the library/department

Figure 7 depicts that 35% students were strongly agree & 52% students were agreed about the fact that the library staff are cooperative and helpful. Around 11% and 2% students are neutral & disagreed about this.

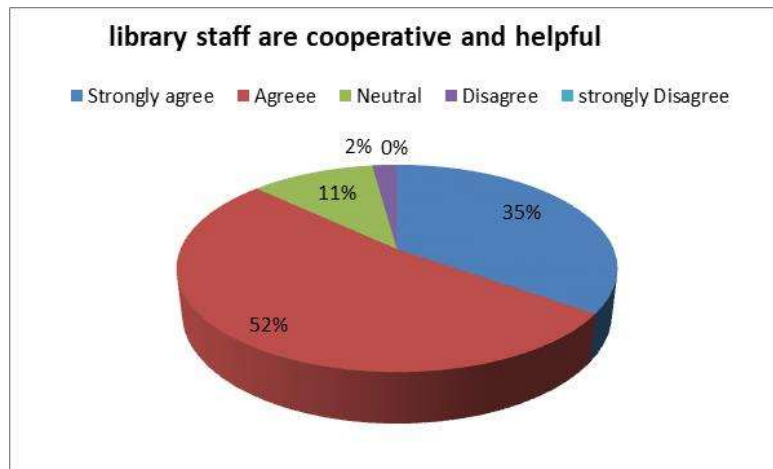


Fig 7: Students feedback on the library staff

Figure 8 shows that the 15% students and 52% students were strongly agreed & agreed, respectively about the aspect that photocopying facility in the library is satisfactory. Around 20% and 9% students were neutral & disagreed about this. Only 4% students were strongly disagreed.

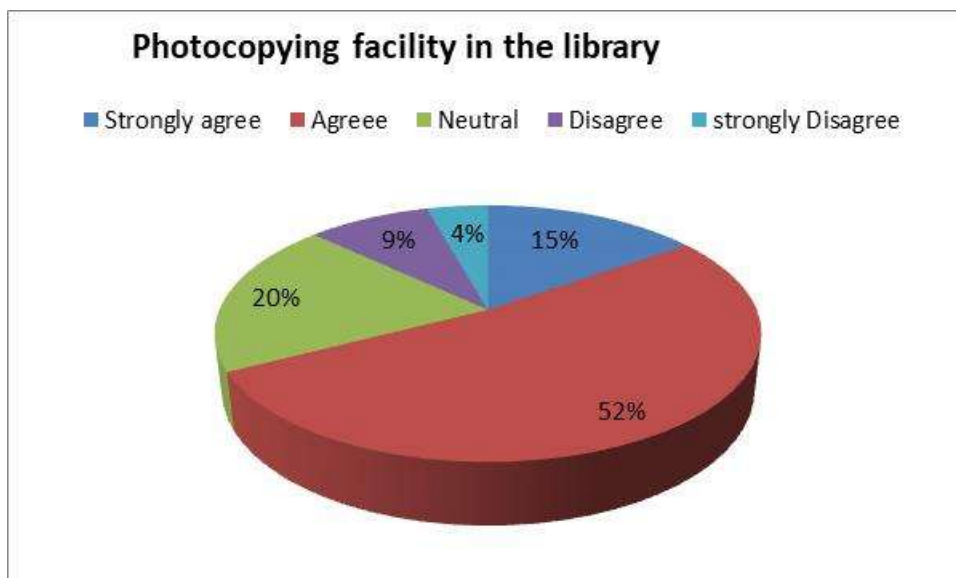


Fig 8: Photocopying facility in the library is satisfactory

Figure 9 shows that 56% students were agreed and 29% students were strongly agreed that online educational resources are available and accessible in our college. 9% students were neutral, 2% were disagreed and 4% were strongly disagreed by the facts.

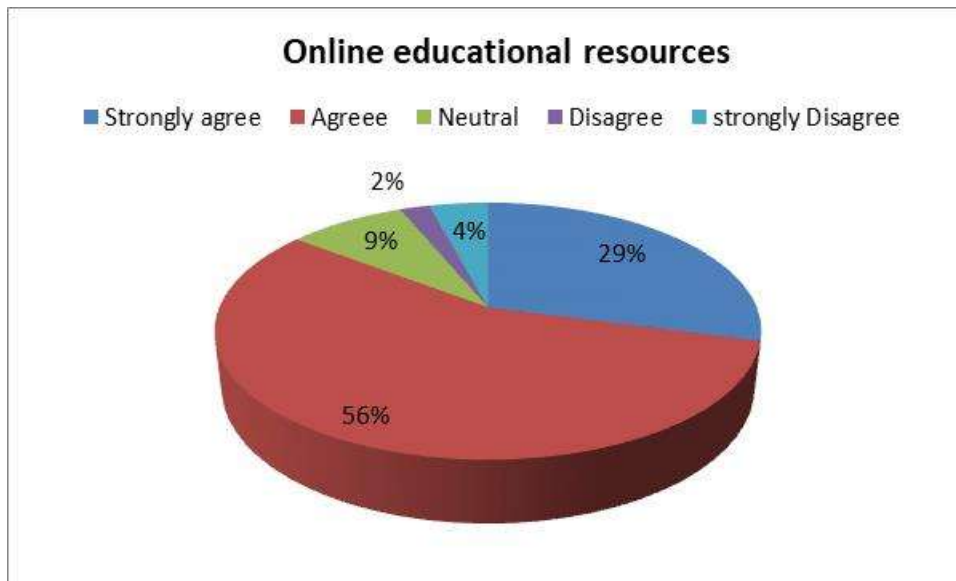


Fig 9: Students feedback on online educational resources are available and accessible

Figure10 depicts that 43% students were agreed, 22 % students were strongly agreed, 17% students were neutral , 9% students were disagreed and 9% students were strongly disagreed that Internet facilities are available in college.

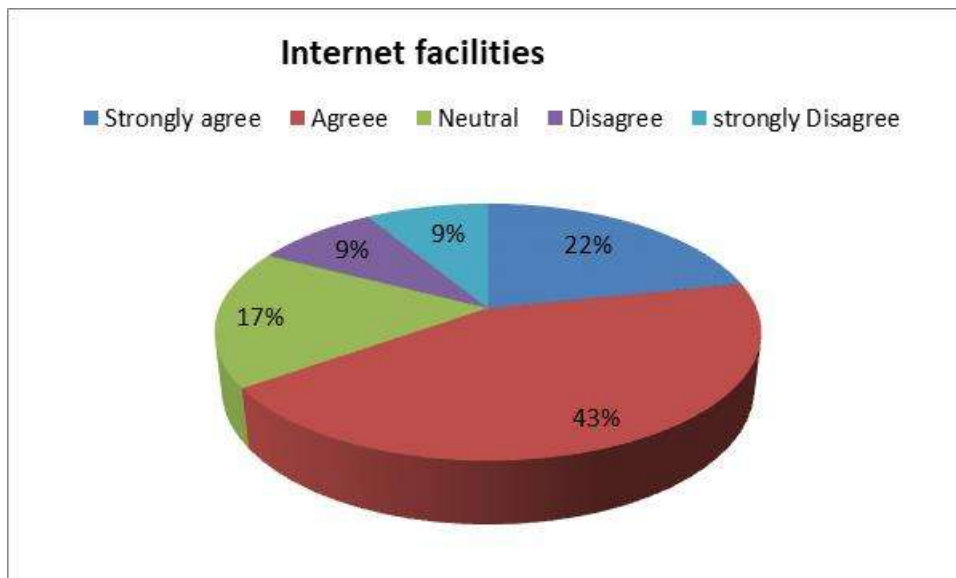


Fig 10: Students feedback on Internet facilities is available in college

Figure11 shows that 50% students were agreed, 39% students were strongly agreed, 7% students were neutral and only 2% students were disagreed and strongly disagreed that the college website is updated and results and attendance records are displayed on time.

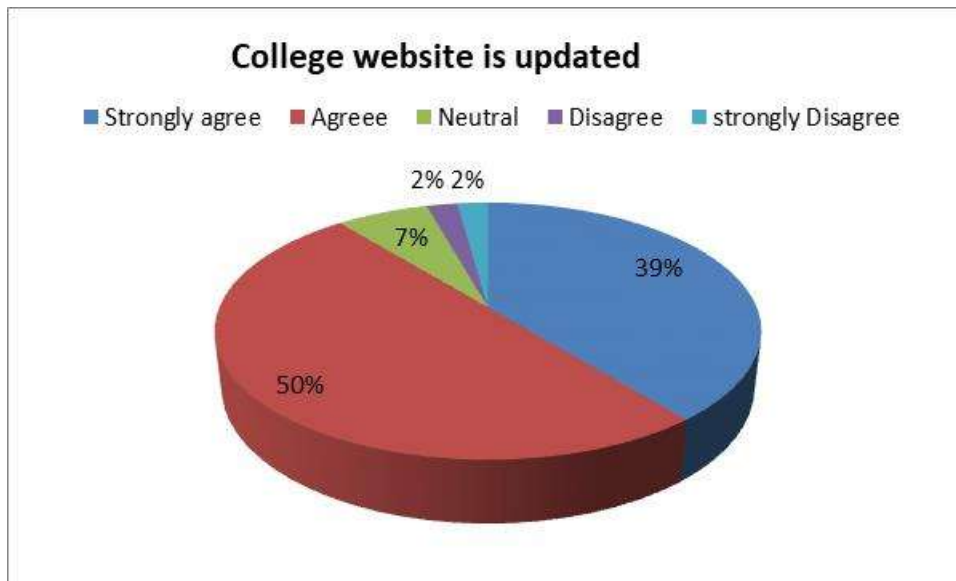


Fig 11: Students feedback on the college website is updated and results and attendance records are displayed on time

Figure12 shows that 63% students were agreed, 26% students were strongly agreed that toilets are hygienic and properly maintained. Only 4% students were neutral and 7% students were disagreed about this.

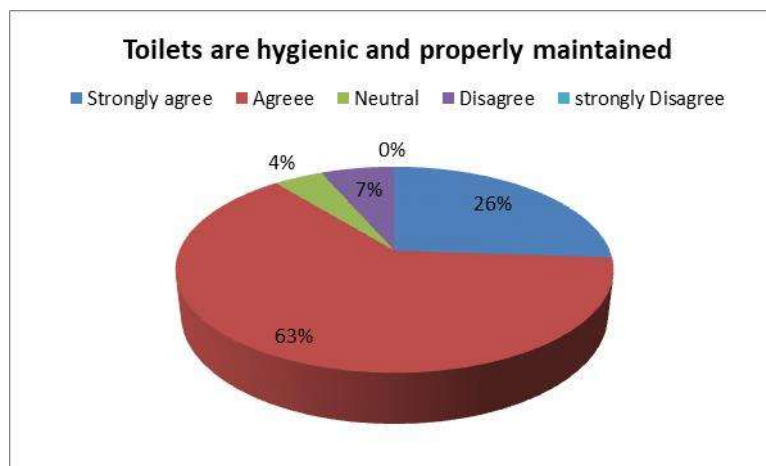


Fig 12: Toilets are hygienic and properly maintained.

Figure13 depicts that 52% were strongly agreed, 39% students were agreed, 2% students were neutral and only 5% students were disagreed and only 2% students were strongly disagreed about clean drinking water is available on campus.

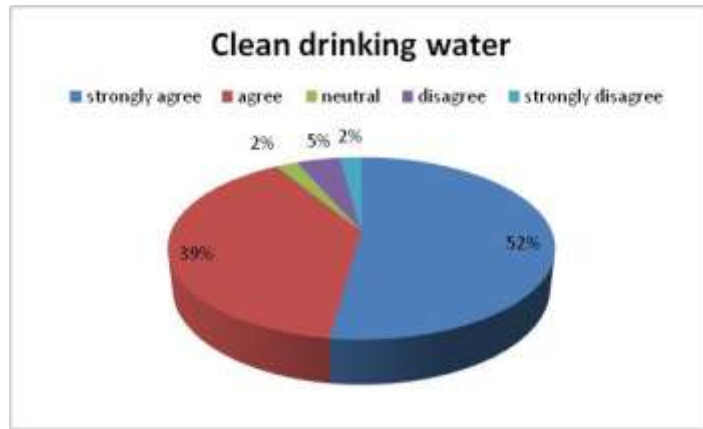
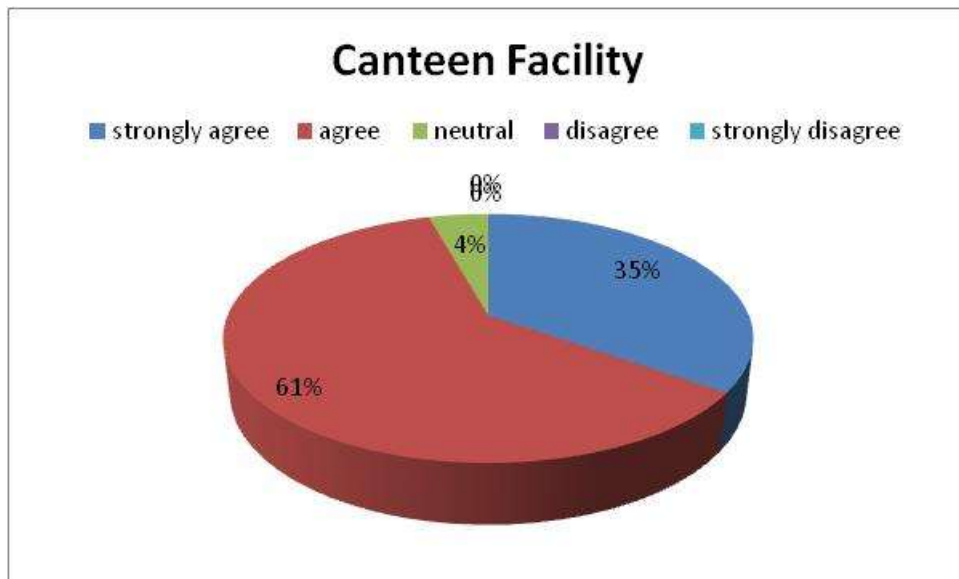


Fig 13: Students feedback on clean drinking water is available on campus.

Figure 14 shows that 61% students were agreed, 35 % students were strongly agreed and 4% students were neutral about the canteen facility available in the college are satisfactory.



Q14 Students feedback on Canteen facility available is satisfactory

Figure 15 predicts that 50% students were agreed, 44% students were strongly agreed, 4% were neutral and only 2% students were disagreed that overall environment in college is conducive to learning.

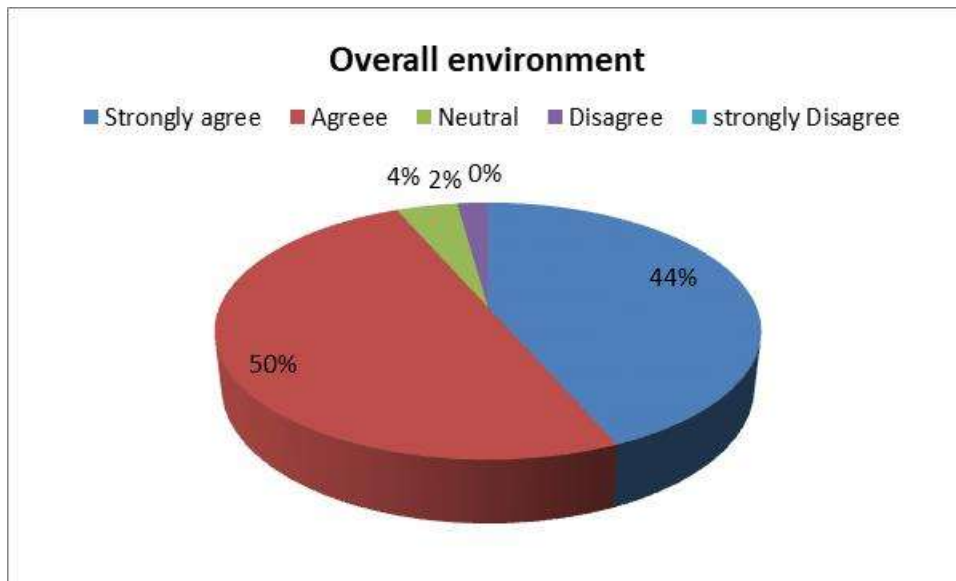


Fig 15: Students feedback on Overall environment in college is conducive to learning