

## Govt. College for Women, Hisar

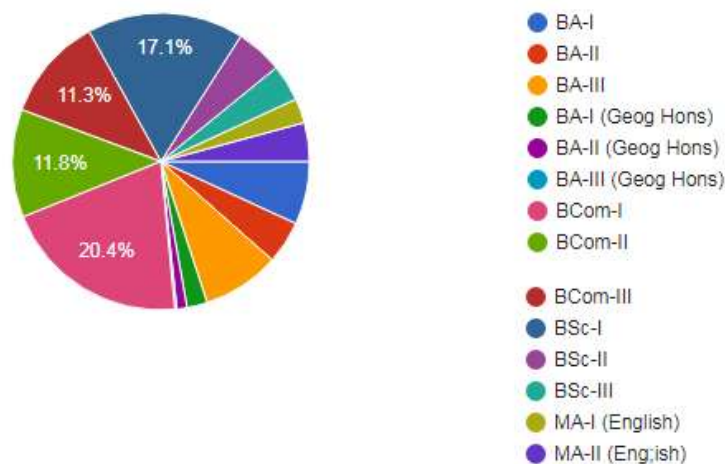
### Feedback (Given by students) Analysis for the session 2020-21

451 (22.43%) out of 2011 students have given the feedback about Syllabus/Curriculum, Infrastructure of the college and Learning resources, Grievances, about the teachers through Google form. Highest no i.e. 92 students participated from BCom-I class, and lowest i.e. 5 students participated from BA-II Geography Hons. List of number of responses from various classes is given below.

Class	Responses	Class	Responses	Class	Responses
BA-I	31	BA-I GeogHons	10	MA-I	12
BA-II	21	BA-II GeogHons	5	MA-II	19
BA-III	38	BA-III GeogHons	1		
BCom-I	92	BSc-I	77		
BCom-II	53	BSc-II	23		
BCom-III	51	BSc-III	18		

Course in which you are enrolled

451 responses



**Course Related Feedback Section-A** total of 5 questions were asked in course related feedback section having the responses categories of Excellent, Very Good, Good, Average, Below Average.

90% students have given feedback as excellent (203) or very good (203) about **“Sequence of topics in the syllabus (पाठ्यक्रममेंविषयोंकाअनुक्रम)”**

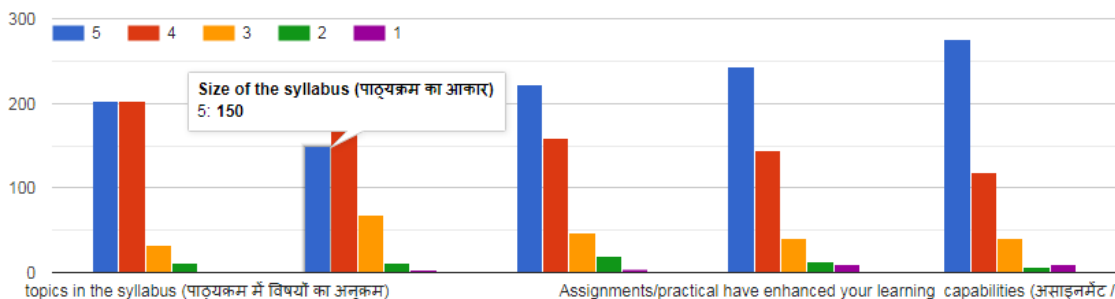
33% (150) students think that **“Size of the syllabus (पाठ्यक्रमकाआकार)”** is excellent but 48.11 % (217) students think that it is very good.

49.22 % (222) students think that **“The objectives of the course are stated properly (पाठ्यक्रमकेउद्देश्योंकोठीकसेबतायागयाहै)”** are excellent.

54.10% (244) students think that **“Content of the course encourages extra learning/self-learning. (पाठ्यक्रमकीसामग्रीअतिरिक्तसीखने / आत्म-शिक्षाकोप्रोत्साहितकरतीहै)”** is excellent.

61.20% (276) students think that **“Assignments/practical have enhanced your learning capabilities (असाइनमेंट / प्रैक्टिकलनेआपकीसीखनेकीक्षमताओंकोबढ़ायाहै)”** is excellent.

SYLLABUS/CURRICULUM



**Infrastructure and Learning Resources Section-** A total of 20 questions were asked from the students in this section.

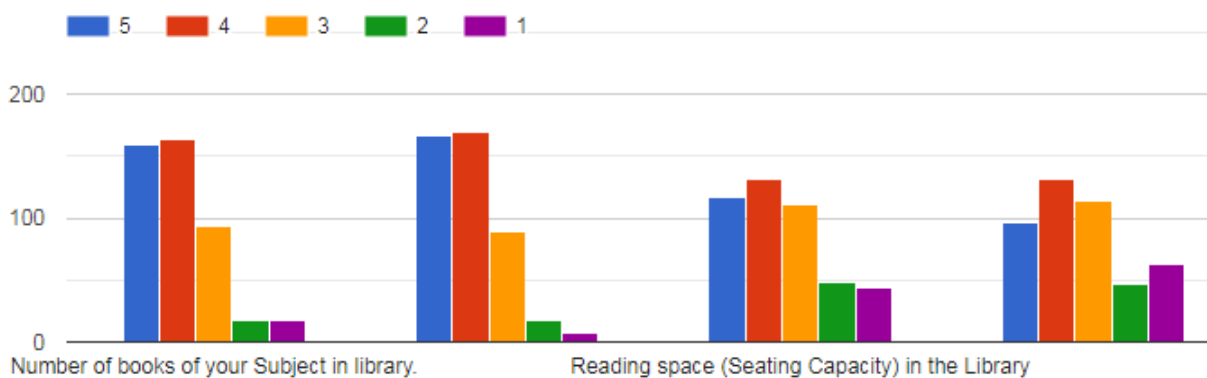
35.25% (159) students think that **“Number of books of your Subject in library”** is excellent, but 36.14% (163) students think that it is very good.

37.02% (167) students think that **“Arrangement of books in the Library”** is excellent, but 37.47% (169) students think that it is very good.

55% students observed that “**Reading space (Seating Capacity) in the Library**” is very good(131) or excellent (117), but on the other side 20.4 % students’ think that it is average (48) or below average (44).

50.55% students observed that“**Photocopying facility in the library**” is very good(131) or excellent (97), but on the other side 24.16 % students’ think that it is average (46) or below average (63).

#### Infrastructure and Learning Resources



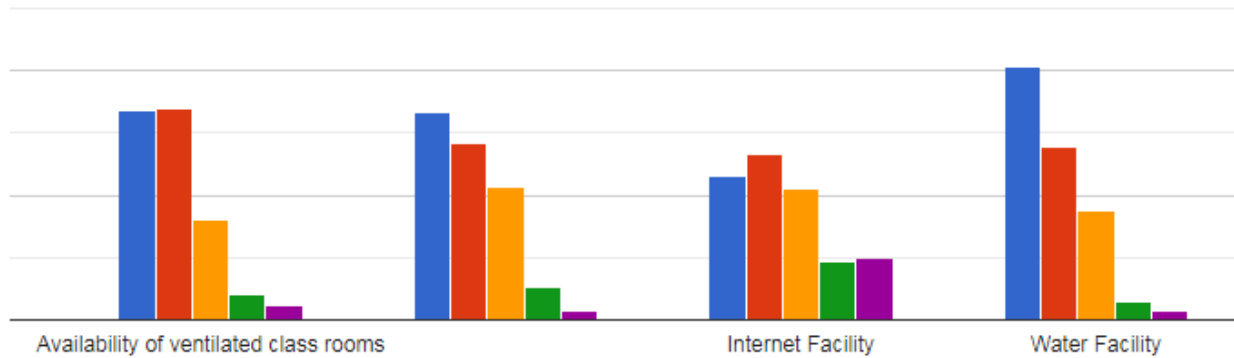
75% students observed that“**Availability of ventilated class rooms**” is very good (170) or excellent (168).

68.51% students think that“**Availability of laboratories**”is very good (142) or excellent (167).

55.21% students think that“**Internet Facility**” is very good (133) or excellent (116), but on the other side 21.5% students’ thinks that it is average (47) or below average (50).

75.83% students think that“**Water Facility**” is very good (139) or excellent (203).

## Infrastructure and Learning Resources



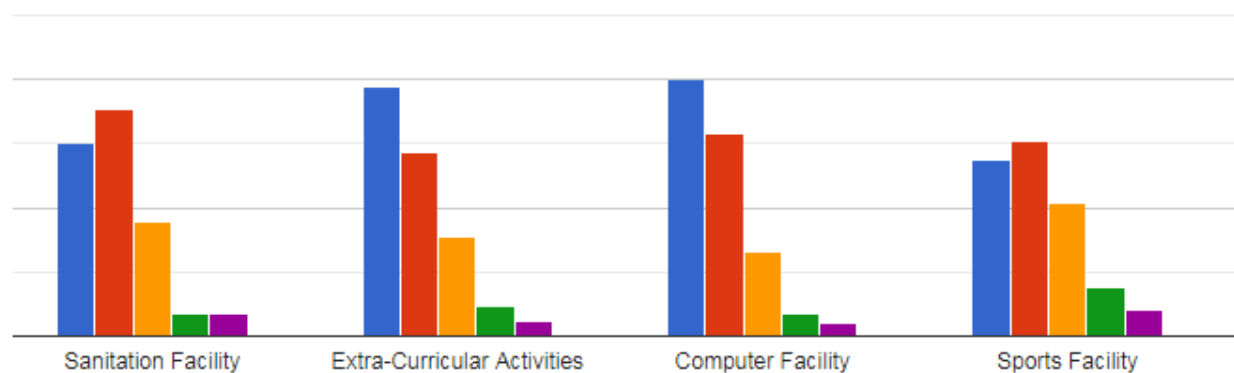
72.5% students think that “**Sanitation Facility**” is very good (176) or excellent (151).

74.72% students think that “**Extra-Curricular Activities**” is very good (143) or excellent (194).

79.37% students think that “**Computer Facility**” is very good (158) or excellent (200).

64% students think that “**Sports Facility**” is very good (152) or excellent (137).

## Infrastructure and Learning Resources



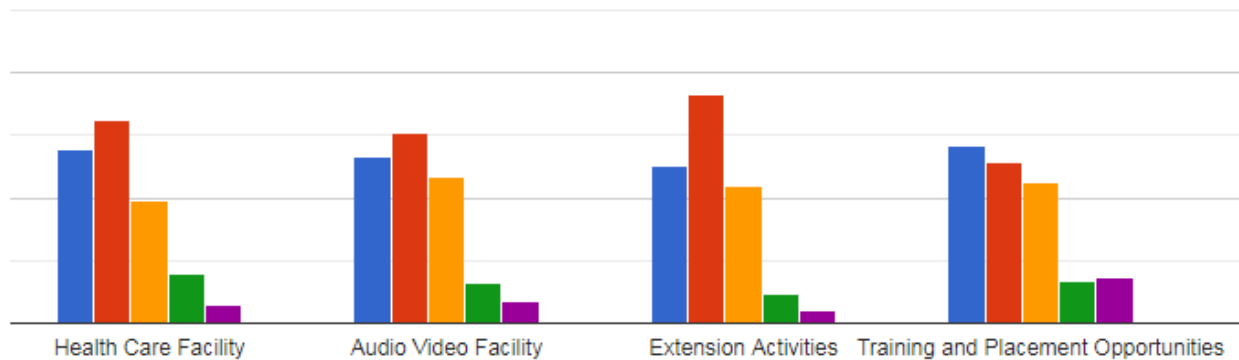
66.52% students think that “**Health Care Facility**” is very good (162) or excellent (138).

63.19% students think that “**Audio Video Facility**” is very good (152) or excellent (133).

68% students think that “**Extension Activity**” is very good (182) or excellent (125).

59.87% students think that “**Training and Placement Opportunities**” is very good (128) or excellent (142). But on the other side 15.3% students’ thinks that it is average (33) or below average (36).

#### Infrastructure and Learning Resources



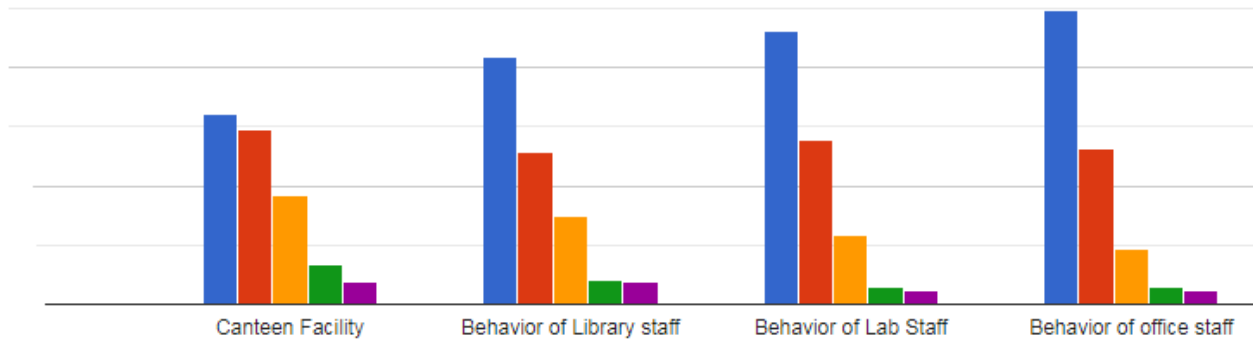
68% students think that “**Canteen Facility**” is very good (147) or excellent (160).

74.72% students think that “**Behavior of the Library staff**” is very good (128) or excellent (209).

81.79% students think that “**Behavior of the Lab staff**” is very good (138) or excellent (230).

84% students think that “**Behavior of the Office staff**” is very good (131) or excellent (248).

## Infrastructure and Learning Resources

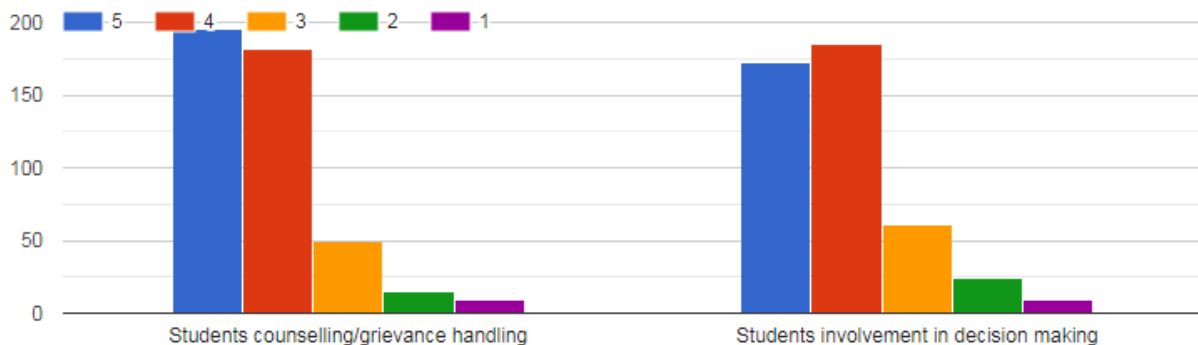


**Governance Feedback Section-** A total of 2 questions were asked from the students in this section. Students seem to be satisfied with these activities.

83.59% students think that **“Students counselling/grievance handling”** is very good (182) or excellent (195).

79.15% students think that **“Students involvement in decision making”** is very good (185) or excellent (172).

## Governance



Some suggestion about course given by students is given below.

- Syllabus should focus more on practical learning than theoretical, and extracurricular learning should be increased.

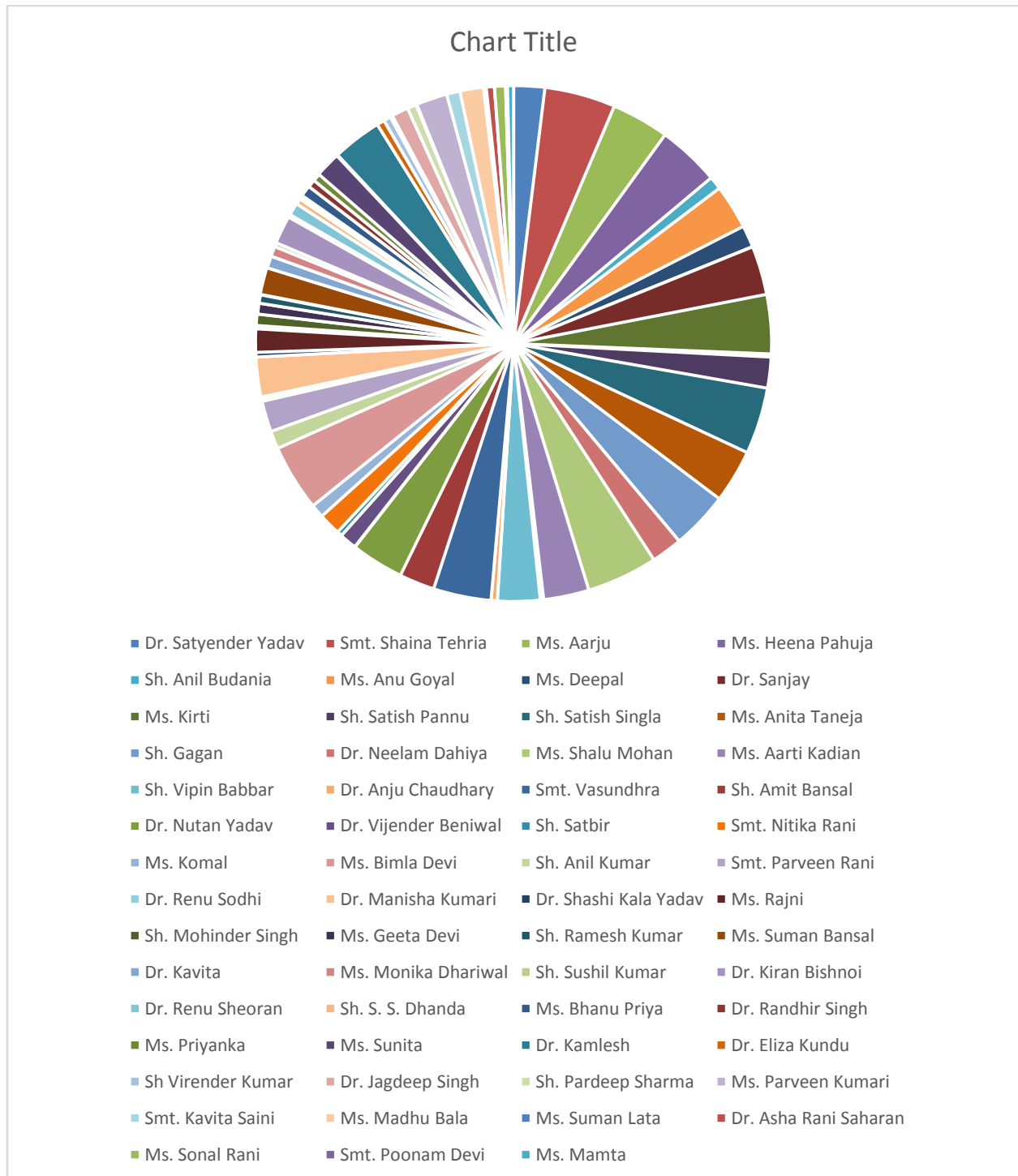
- That syllabus is really helpful. Offline classes should be conducted at this time.
- Size of the syllabus should be reduced.
- There should be a proper place for cultural and other activities.
- To provide internet facility for all the college students.
- Increase the seating capacity in library.
- Water facilities in summer is not good.

**From the above data we can conclude that:-**

- The students are satisfied with the syllabus and its associated activities, but the **size of the syllabus need to be reduced a little bit.**
- Students are satisfied with Library facility in the college, but **reading space, and photocopying facility needs to be improved.**
- College has well ventilated classrooms, sufficient number of laboratories, but **students want that the Internet facility for them has to be improved.**
- Water and Sanitation facilities in the college are very much liked by the students.
- Students are satisfied with computer, sports, and health care, and audio-video, canteen facilities in the college.
- Behavior of Library staff, Lab staff, and Office staff is appreciated by the students.
- Students are satisfied with Extra-Curricular, and Extension activities organized by the college. **They want little bit more emphasis on training and placement.**

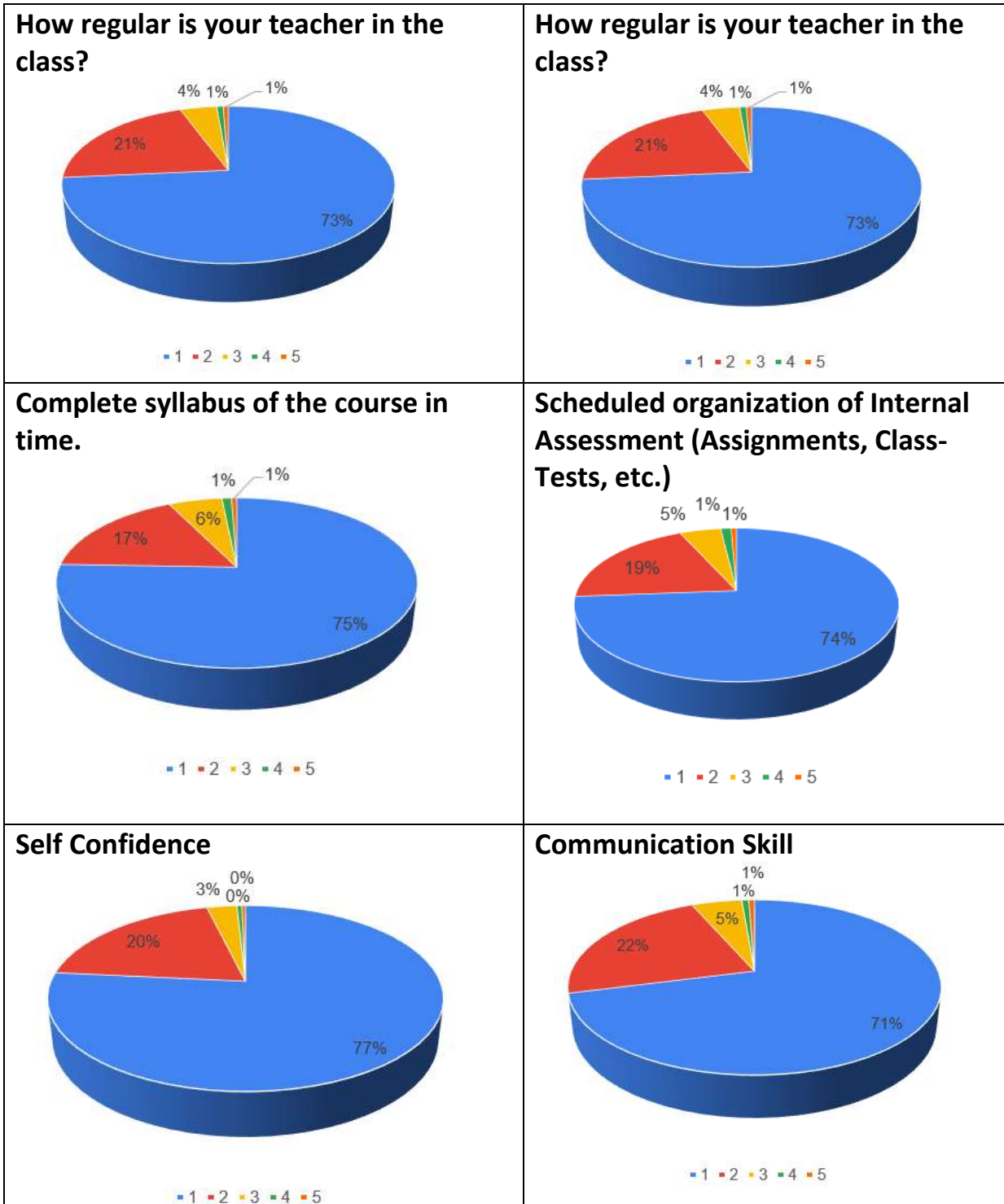
## Feedback (Given by students) Analysis for the session 2020-21

A total of 2503 responses was received for 59 teachers. Maximum (115) number of responses received for Ms. Shalu Mohan, Extension Teacher of English, and minimum (3) number of responses received for Ms. Poonam Devi, Assistant Professor of Physics.

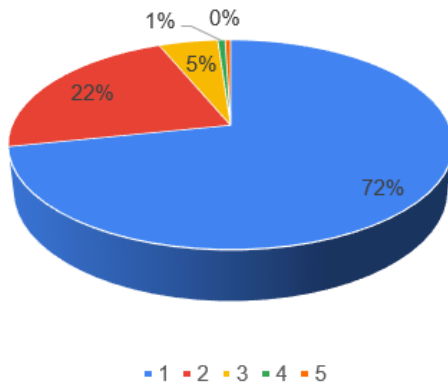




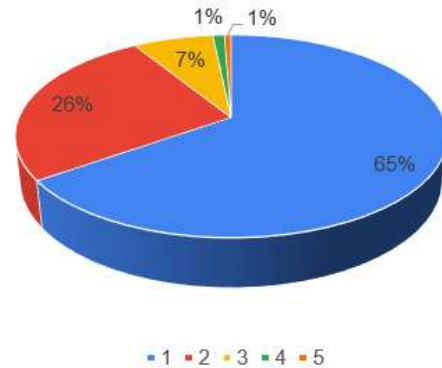
A total of fourteen questions were asked related to time management, domain knowledge, and students support w.r.t. a teacher. The overall analysis of the responses given by the students is as under. Here legend 1 means excellent, 2 means very good, 3 means good, 4 means average, 5 means below average.



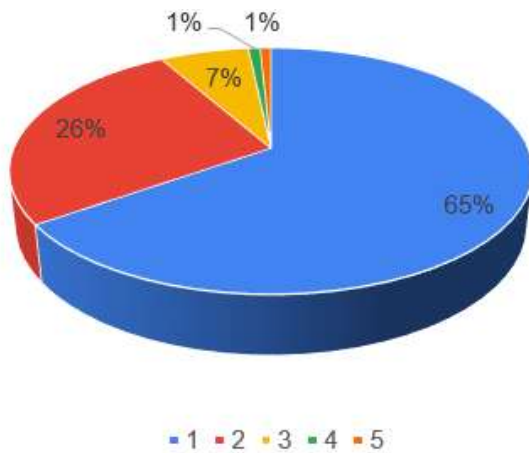
**Teaching the subject matter.**



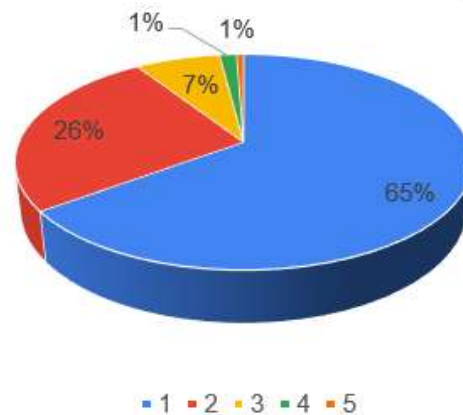
**Refers to the latest development in the field.**



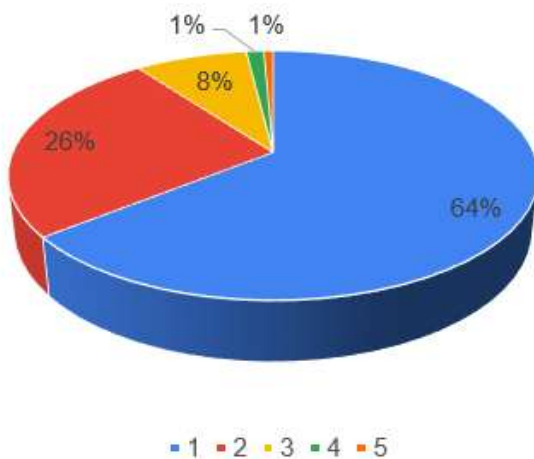
**Accessibility of the teacher in and out of the class.**



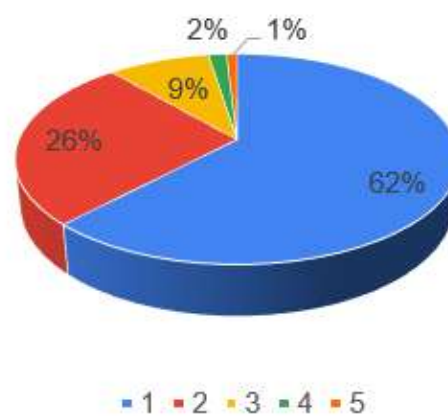
**Helps students in providing study material which is not readily available in the text books.**



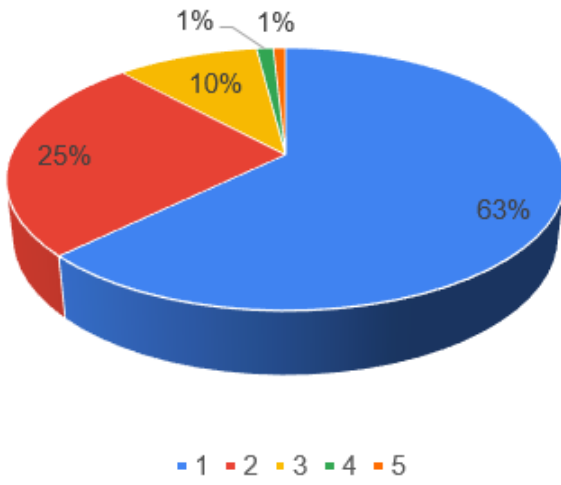
**Helps students in realizing career goals.**



**Helps students facing physical, emotional and learning challenges, in realizing their strengths and developmental needs.**



**Inspires Students for ethical conduct.**



**Facilitates student's participation in class.**

